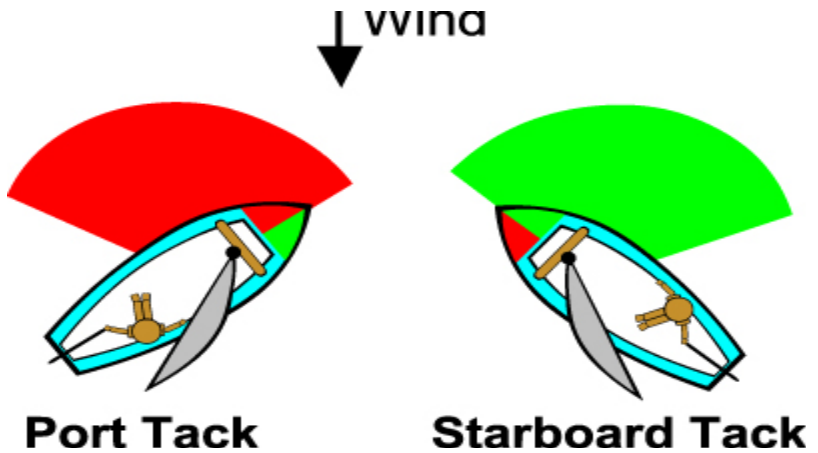


Five basic rules of the road

These are the **five key** rules of the road for yachts to decide who has "Right-of-Way". This determines how each boat's skipper (driver/helm) knows which action to take in order to avoid collision.



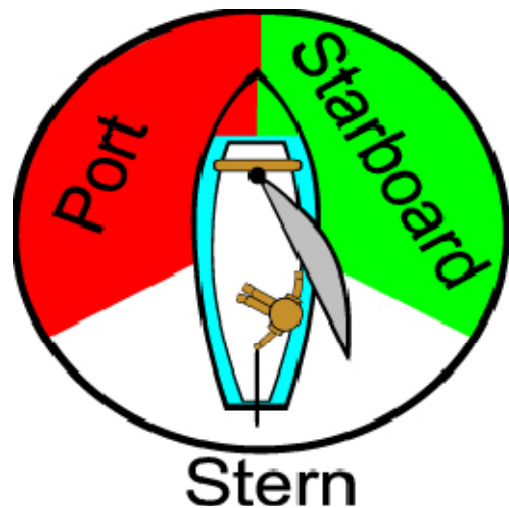
When sailing the words "left" and "right" in reference are replaced with "**port**" and "**Starboard**". It is important to remember which-is-which, since the rules of the road

the sail will be on the left hand side – the boat is on "**starboard tack**". If the wind / sail positions are reversed, the boat is on "**port tack**".

Relies upon using some key words assigning right-of-way.

Some choose to remember these by the association that "**Port**" has four letters like the word "**Left**", and by elimination "**Starboard**" is "**Right**"?

The next key word is "**tack**" and how it's used to describe on which side of the boat the wind is blowing in from. As seen in the illustration (right), if the wind is blowing in from the right hand side of the boat, then

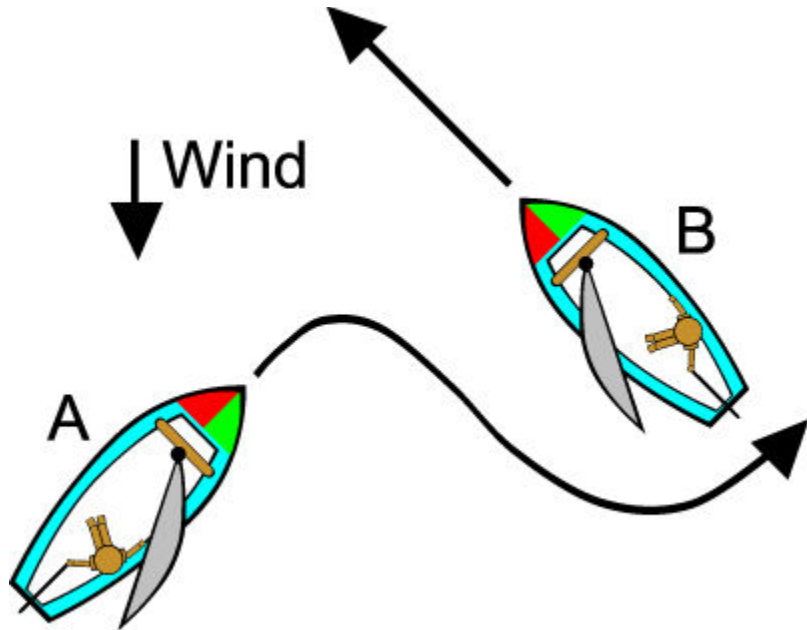


Five basic rules of the road

Rule Number 1

When two sailboats approach each other on different "tacks", the boat on "starboard tack" has right-of-way with respect to the boat on "port tack".

Example: Yacht "A" on port tack, must turn to avoid Yacht "B" on the starboard tack



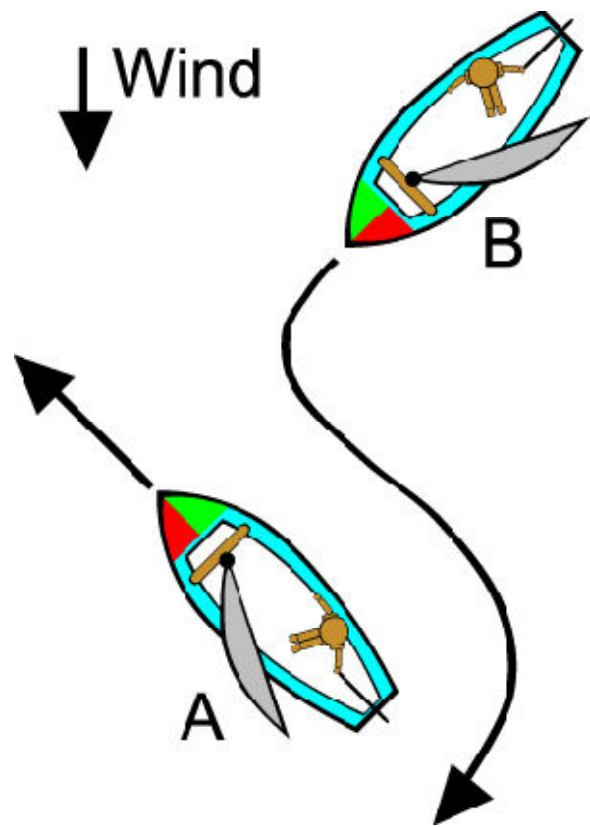
Rule Number 2

When two yachts approach each other on the same tack, the leeward yacht has right-of-way over the windward boat.

This means that the boat closest to the winds source is obliged to keep clear.

The boat further downwind / further from the winds source has right-of-way.

In the illustration (right), yacht "B" is to windward of Yacht "A" and must turn away to avoid collision.



Five basic rules of the road

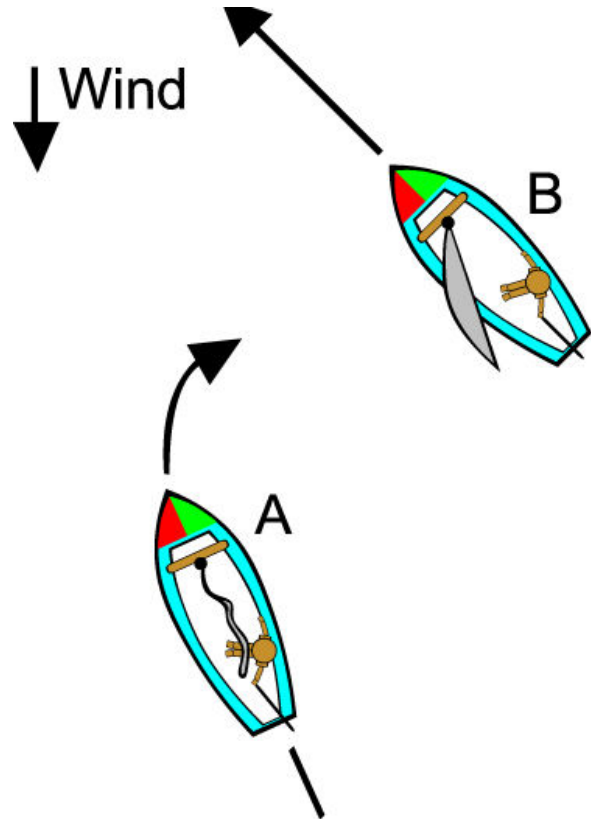
Rule Number 3

A Yacht sailing on any given tack has right-of-way over other yachts that tacking or jibe.

To clarify: You must have sufficient room to complete your tack or jibe without interfering with any other Yachts.

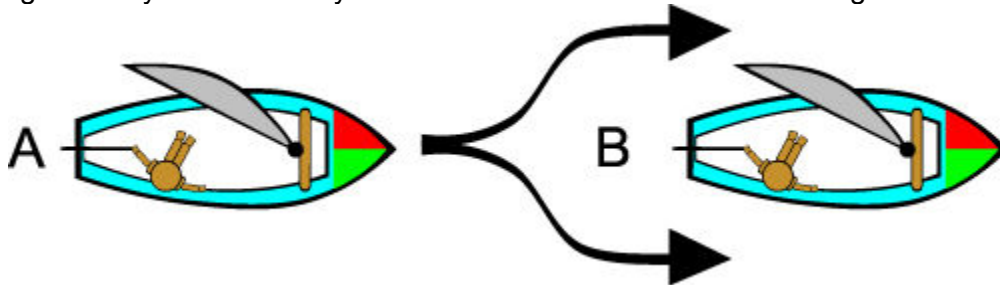
Ensure you check behind and all around before changing course.

Example, Yacht "A" must ensure that it leaves plenty of room to avoid Yacht "B", whom has right-of-way, as the yacht continuing on its tack.



Rule Number 4

Any yacht overtaking a slower yacht from behind must steer clear of the slower yacht giving right-of-way. The slower yacht should hold its course and allowing the faster yacht to pass.



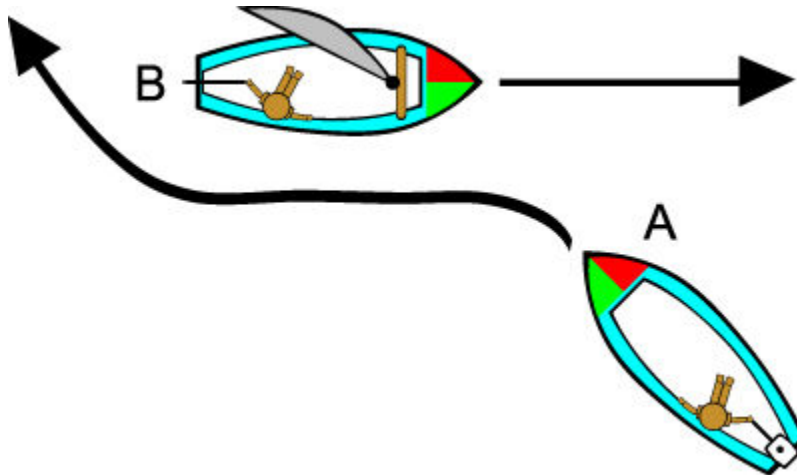
Example: Yacht "A" is faster and steers clear around the slower yacht "B", whom remains on the same course.

Five basic rules of the road

Rule Number 5

Most of the time yachts have right-of-way over power boats. Since most powerboats are more easily maneuvered, they are obliged to stay clear. Some exceptions exist; (e.g. Large vessels sometimes must stay in deeper water channels).

Yachts must avoid impeding the progress of larger vessel. Many cannot simply stop quickly or turn to avoid a small craft. It is our responsibility to steer well clear of such situations.



Powerboat "A" must turn to avoid Yacht "B", who has the right-of-way.

We trust these key rules have been of interest, many more rules of the road exist both when cruising or racing yachts.

More information on yacht racing rules; www.sailing.org

More information on cruising rules; <http://www.mcga.gov.uk/c4mca/mcga-guidance-regulation.htm>